



M6


United Kingdom


Follow M6 and A590


35 min (31.0 mi)


-  1. Head northeast on M6


7.5 mi
-  2. At junction 37, take the A684 exit to Kendal/Sedbergh


0.2 mi
-  3. Turn right onto A684



354 ft
-  4. Turn right to merge onto M6 toward Lancaster


7.5 mi
-  5. At junction 36, take the A590 exit to Skipton/K'by Lonsdale/A65/Barrow

0.2 mi
-  6. At the roundabout, take the 3rd exit onto A590

3.4 mi
-  7. Use the left lane to take the A590 ramp to A6/Barrow/Milnthorpe

0.2 mi
-  8. At the roundabout, take the 1st exit onto A590









5.9 mi
-  9. At Meathop Roundabout, take the 2nd exit onto Lindale Bypass/A590
 [Continue to follow A590](#)

5.8 mi
-  10. At the roundabout, take the 1st exit and stay on A590

0.2 mi

Drive to B5285

19 min (6.6 mi)

-  11. Turn right toward The Colonnade
384 ft
-  12. Turn left onto The Colonnade
89 ft
-  13. Slight right
1.5 mi
-  14. Turn right
2.2 mi
-  15. Slight left
1.8 mi
-  16. Turn right
1.1 mi
-  17. Turn right onto B5285
 Destination will be on the right
128 ft

Sawrey House Hotel

Near Sawrey, Ambleside LA22 0LF, United Kingdom

These directions are for planning purposes only. You may find that construction projects, traffic, weather, or other events may cause conditions to differ from the map results, and you should plan your route accordingly. You must obey all signs or notices regarding your route.